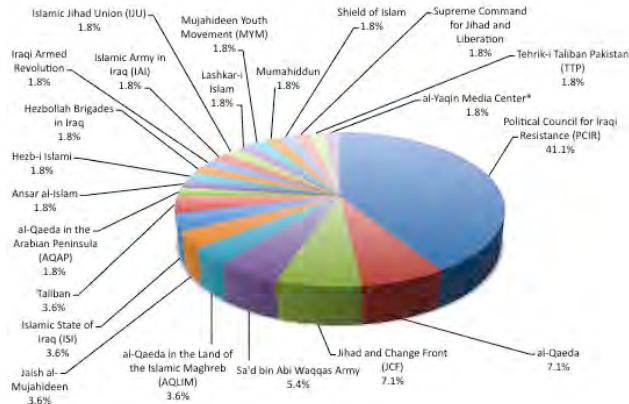




IntelCenter

Gaza Response:



Analysis of Jihadist Statements & Threatened Targets

v1.0

30 Jan. 2009

17:37 EDT / 22:37 GMT

For Public Release

Voice: (703) 370-2962 Fax: (703) 370-1571
Email: info@intelcenter.com Web: www.intelcenter.com
PO Box 22572, Alexandria, VA 22304-9257 USA

Page 1 of 13 – GRJS v1.0 – 30 Jan. 2009
Copyright © 2009 IntelCenter/Tempest Publishing, LLC
All Rights Reserved



IntelCenter

TABLE OF CONTENTS

<i>EXECUTIVE SUMMARY.....</i>	<i>3</i>
<i>OVERVIEW.....</i>	<i>4</i>
<i>GROUPS THAT ISSUED THREATS RELATED TO THE GAZA CONFLICT.....</i>	<i>6</i>
<i>NUMBER OF RELEASES PER DAY.....</i>	<i>7</i>
<i>TOTAL THREATS - AGGREGATE ANALYSIS.....</i>	<i>8</i>
<i>TOTAL THREATS - DETAILED ANALYSIS.....</i>	<i>9</i>
<i>THREATS BY AL-QAEDA AND AFFILIATES - AGGREGATE ANALYSIS.....</i>	<i>10</i>
<i>THREATS BY AL-QAEDA AND AFFILIATES - DETAILED ANALYSIS.....</i>	<i>11</i>
<i>THREATS BY IRAQI REBEL GROUPS - AGGREGATE ANALYSIS.....</i>	<i>12</i>
<i>THREATS BY IRAQI REBEL GROUPS - DETAILED ANALYSIS.....</i>	<i>13</i>

Voice: (703) 370-2962 Fax: (703) 370-1571
Email: info@intelcenter.com Web: www.intelcenter.com
PO Box 22572, Alexandria, VA 22304-9257 USA

Page 2 of 13 – GRJS v1.0 – 30 Jan. 2009
Copyright © 2009 IntelCenter/Tempest Publishing, LLC
All Rights Reserved



IntelCenter

EXECUTIVE SUMMARY

The most recent Gaza conflict began on 27 Dec. 2008 with Israeli forces conducting airstrikes. Within 24 hours, jihadi groups worldwide began issuing statements condemning the strikes and threatening retaliation. A total of 53 statements pertaining to Gaza from jihadists, excluding traditional Palestinian groups and Hezbollah, have been made between 27 Dec. 2008 - 29 Jan. 2009 as of 30 Jan. 2009. Over the course of this period, releases have been observed to decline slightly. Twenty-three of the statements contained threats against groups perceived as being complicit in the conflict. Of these, 13 were made by Iraqi groups and 10 were made by al-Qaeda or an al-Qaeda affiliate.

When looking at the total threats, the US is the most highly-targeted group. However, when looking at just threats from al-Qaeda and affiliates, Israel is the most highly-targeted aggregate group. An analysis of Iraqi-only groups shows the emphasis on the US as a target is exaggerated even more than it is in the total analysis of threatened groups.

Voice: (703) 370-2962 Fax: (703) 370-1571
Email: info@intelcenter.com Web: www.intelcenter.com
PO Box 22572, Alexandria, VA 22304-9257 USA

Page 3 of 13 – GRJS v1.0 – 30 Jan. 2009
Copyright © 2009 IntelCenter/Tempest Publishing, LLC
All Rights Reserved



IntelCenter

OVERVIEW

On 27 Dec. 2008, Israeli forces conducted airstrikes in Gaza. Within 24 hours, jihadi groups worldwide began issuing statements condemning the strikes and threatening retaliation.

A total of 53 statements pertaining to Gaza from jihadists, excluding traditional Palestinian groups and Hezbollah, were observed since the conflict began as of 30 Jan. 2009. The greatest number of statements observed on any given day from 27 Dec. 2008 to 29 Jan. 2009 is five. Only two days - 28 Dec. 2008 and 19 Jan. 2009 - had this level of statements issued. The first date is likely a result of its proximity to the beginning of the strikes. The second date, close to a month after the beginning of the conflict, occurs at a time when more video releases were observed. The greater length of time needed to produce a video as opposed to a written statement may contribute to the relative popularity of this later date for releases. The overall trend in release volume for the 27 Dec. 2008 to 29 Jan. 2009 period shows a gradual decline in releases.

Twenty-three of these releases contained threats against various groups seen as complicit in the conflict. Thirty-six of the total number of statements were produced in the form of written statements; eight were audio releases and seven were video. Two of the statements involved a representative of the group making contact with media to reference the conflict and are grouped under media communications.

An aggregate analysis of the groups threatened in these statements indicates that the United States was the most targeted group at 46.7%. Thirty percent of threats made in the statements were made in general against Israel. The third-most commonly targeted group is Europeans, which are comprised of 10.0% of threats. Forces perceived as being anti-Islamic in nature followed at 6.7%. The "Zio-Crusader Alliance" and unspecified security forces in Iraq both came in last at 3.3%.

Voice: (703) 370-2962 Fax: (703) 370-1571
Email: info@intelcenter.com Web: www.intelcenter.com
PO Box 22572, Alexandria, VA 22304-9257 USA

Page 4 of 13 – GRJS v1.0 – 30 Jan. 2009
Copyright © 2009 IntelCenter/Tempest Publishing, LLC
All Rights Reserved



IntelCenter

A detailed analysis of the exact groups threatened shows US forces in Iraq is the most commonly threatened group out of all specified groups. More than one-quarter (26.5%) of all specific targets were directed at this group. The two second-most common groups to be threatened were Israeli and US interests worldwide, both at 8.8%. Third place was a tie between the state of Israel and US forces in Afghanistan, each with 5.9%. The remaining 13 categories are each threatened once at approximately 2.9%. Some of the more high-profile groups among these include German forces in Afghanistan, Germany, Britain and Israeli interests in Mauritania.

Thirteen of the 23 releases threatening targets were released by Iraqi groups. All but one of these statements threatens US forces operating within Iraq. The particular statement from this group that doesn't threaten security forces in Iraq is from the Islamic State of Iraq (ISI), a regional arm of al-Qaeda. Ten of the total threatening statements were made by al-Qaeda or an al-Qaeda affiliate or regional arm. With this particular aggregate of groups, the general directed threat shifts from the US to Israel. Three of the threats that fall into the general European category were made by al-Qaeda or an affiliate.

Of the 53 total statements released referencing the conflict in Gaza, 41.1% of all statements were released by the Political Council for Iraqi Resistance (PCIR) or one of its subgroups. This umbrella groups includes HAMAS-Iraq, whose connection to its Palestinian counterpart may play a part in the umbrella group's active stance on the conflict. Another umbrella group from Iraq, the Jihad and Change Front (JCF), is tied with al-Qaeda for second place at 7.1%. An Iraqi group called the Sa'd bin Abi Waqqas Army takes third at 5.4%, and four groups follow it for fourth place at 3.6%. Fourteen groups each hold last place at 1.8%, or one statement referencing the Gaza conflict for each. It should be noted that the al-Yaqin Media Center is not a rebel group but is a media group that disseminates jihadi releases.

Voice: (703) 370-2962 Fax: (703) 370-1571
Email: info@intelcenter.com Web: www.intelcenter.com
PO Box 22572, Alexandria, VA 22304-9257 USA

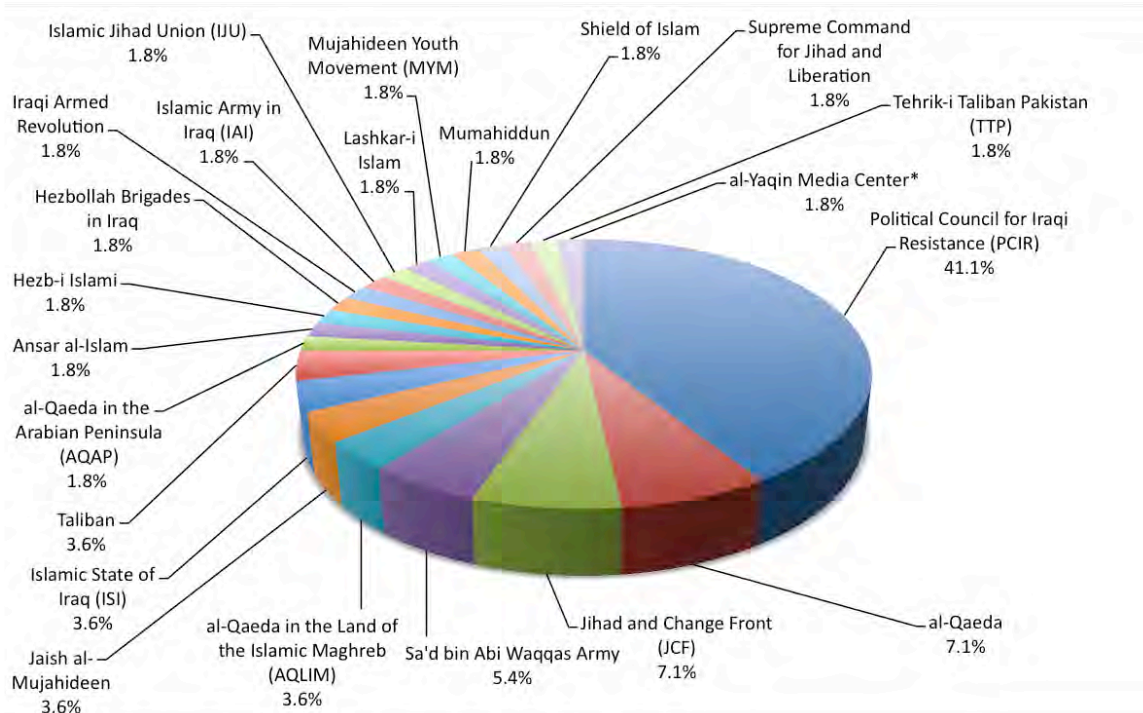
Page 5 of 13 – GRJS v1.0 – 30 Jan. 2009
Copyright © 2009 IntelCenter/Tempest Publishing, LLC
All Rights Reserved



IntelCenter

GROUPS THAT ISSUED THREATS RELATED TO THE GAZA CONFLICT

Of the 53 total statements released referencing the conflict in Gaza, 41.1% of all statements were released by the Political Council for Iraqi Resistance (PCIR) or one of its subgroups. This umbrella groups includes HAMAS-Iraq, whose connection to its Palestinian counterpart may play a part in the umbrella group's active stance on the conflict. Another umbrella group from Iraq, the Jihad and Change Front (JCF), is tied with al-Qaeda for second place at 7.1%. An Iraqi group called the Sa'd bin Abi Waqqas Army takes third at 5.4%, and four groups follow it for fourth place at 3.6%. Fourteen groups each hold last place at 1.8%, or one statement referencing the Gaza conflict for each. It should be noted that the al-Yaqin Media Center is not a rebel group but is a media group that disseminates jihadi releases.



Voice: (703) 370-2962 Fax: (703) 370-1571
 Email: info@intelcenter.com Web: www.intelcenter.com
 PO Box 22572, Alexandria, VA 22304-9257 USA

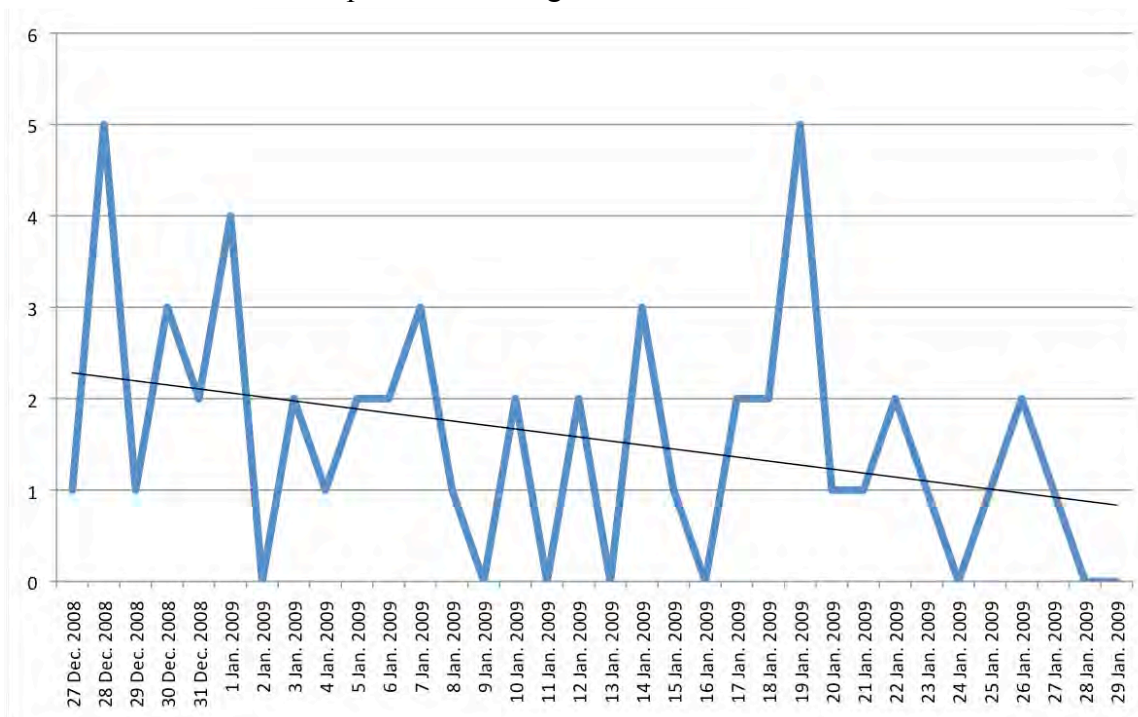
Page 6 of 13 – GRJS v1.0 – 30 Jan. 2009
 Copyright © 2009 IntelCenter/Tempest Publishing, LLC
 All Rights Reserved



IntelCenter

NUMBER OF RELEASES PER DAY

A total of 53 statements pertaining to Gaza from jihadists, excluding traditional Palestinian groups and Hezbollah, were observed since the conflict began as of 30 Jan. 2009. The greatest number of statements observed on any given day from 27 Dec. 2008 to 29 Jan. 2009 is five. Only two days - 28 Dec. 2008 and 19 Jan. 2009 - had this level of statements issued. The first date is likely a result of its proximity to the beginning of the strikes. The second date, close to a month after the beginning of the conflict, occurs at a time when more video releases were observed. The greater length of time needed to produce a video as opposed to a written statement may contribute to the relative popularity of this later date for releases. The overall trend in release volume for the 27 Dec. 2008 to 29 Jan. 2009 period shows a gradual decline in releases.



Voice: (703) 370-2962 Fax: (703) 370-1571
 Email: info@intelcenter.com Web: www.intelcenter.com
 PO Box 22572, Alexandria, VA 22304-9257 USA

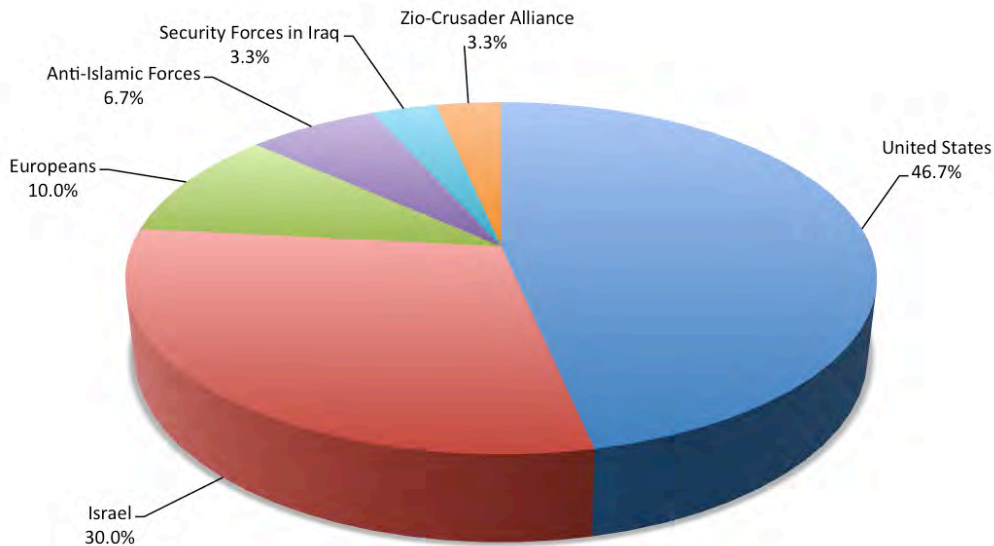
Page 7 of 13 – GRJS v1.0 – 30 Jan. 2009
 Copyright © 2009 IntelCenter/Tempest Publishing, LLC
 All Rights Reserved



IntelCenter

TOTAL THREATS - AGGREGATE ANALYSIS

An aggregate analysis of the groups threatened in these statements indicates that the United States was the most targeted group at 46.7%. Thirty percent of threats made in the statements were made in general against Israel. The third-most commonly targeted group is Europeans, which are comprised of 10.0% of threats. Forces perceived as being anti-Islamic in nature followed at 6.7%. The “Zio-Crusader Alliance” and unspecified security forces in Iraq both came in last at 3.3%.



Voice: (703) 370-2962 Fax: (703) 370-1571
Email: info@intelcenter.com Web: www.intelcenter.com
PO Box 22572, Alexandria, VA 22304-9257 USA

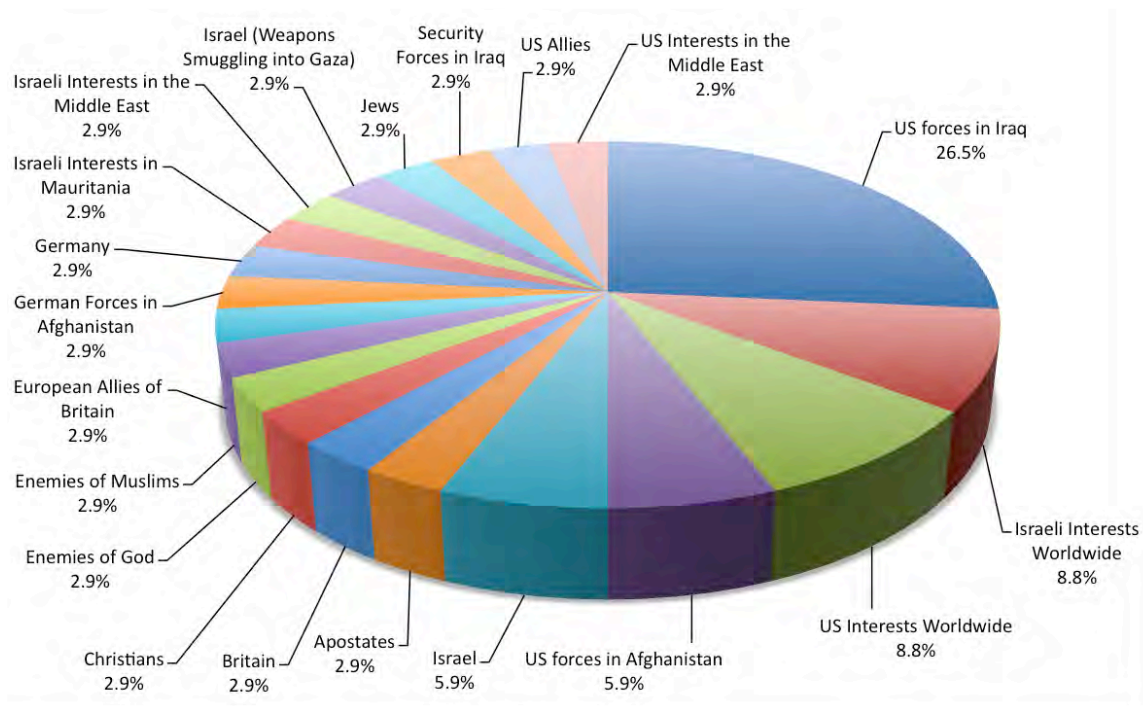
Page 8 of 13 – GRJS v1.0 – 30 Jan. 2009
Copyright © 2009 IntelCenter/Tempest Publishing, LLC
All Rights Reserved



IntelCenter

TOTAL THREATS - DETAILED ANALYSIS

A detailed analysis of the exact groups threatened shows US forces in Iraq is the most commonly threatened group out of all specified groups. More than one-quarter (26.5%) of all specific targets were directed at this group. The two second-most common groups to be threatened were Israeli and US interests worldwide, both at 8.8%. Third place was a tie between the state of Israel and US forces in Afghanistan, each with 5.9%. The remaining 13 categories are each threatened once at approximately 2.9%. Some of the more high-profile groups among these include German forces in Afghanistan, Germany, Britain and Israeli interests in Mauritania.



Voice: (703) 370-2962 Fax: (703) 370-1571
Email: info@intelcenter.com Web: www.intelcenter.com
PO Box 22572, Alexandria, VA 22304-9257 USA

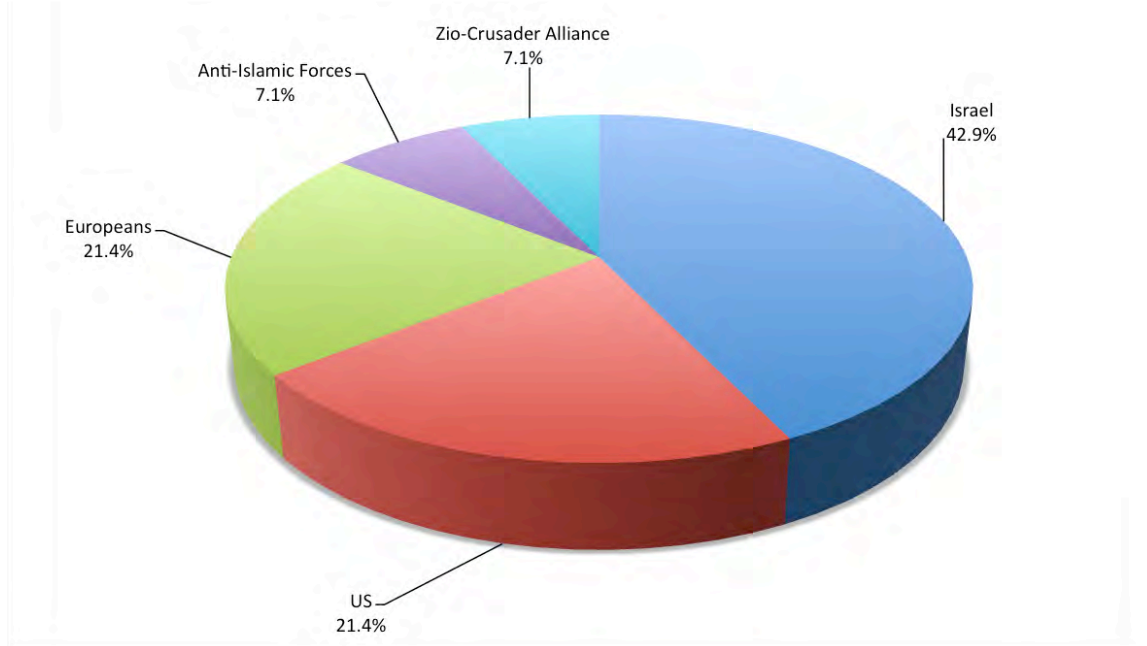
Page 9 of 13 – GRJS v1.0 – 30 Jan. 2009
Copyright © 2009 IntelCenter/Tempest Publishing, LLC
All Rights Reserved



IntelCenter

THREATS BY AL-QAEDA AND AFFILIATES - AGGREGATE ANALYSIS

Ten out of the 23 total threatening statements were made by al-Qaeda or an al-Qaeda affiliate or regional arm. With this particular aggregate of groups, the general directed threat shifts from the US to Israel, which makes up the majority group at 42.9%. The US and Europe are tied at second place with 21.4%. Three of the threats that fall into the general European category were made by al-Qaeda or an affiliate. Coming in last are two groups, anti-Islamic forces and the Zio-Crusader alliance, each with 7.1%.



Voice: (703) 370-2962 Fax: (703) 370-1571
Email: info@intelcenter.com Web: www.intelcenter.com
PO Box 22572, Alexandria, VA 22304-9257 USA

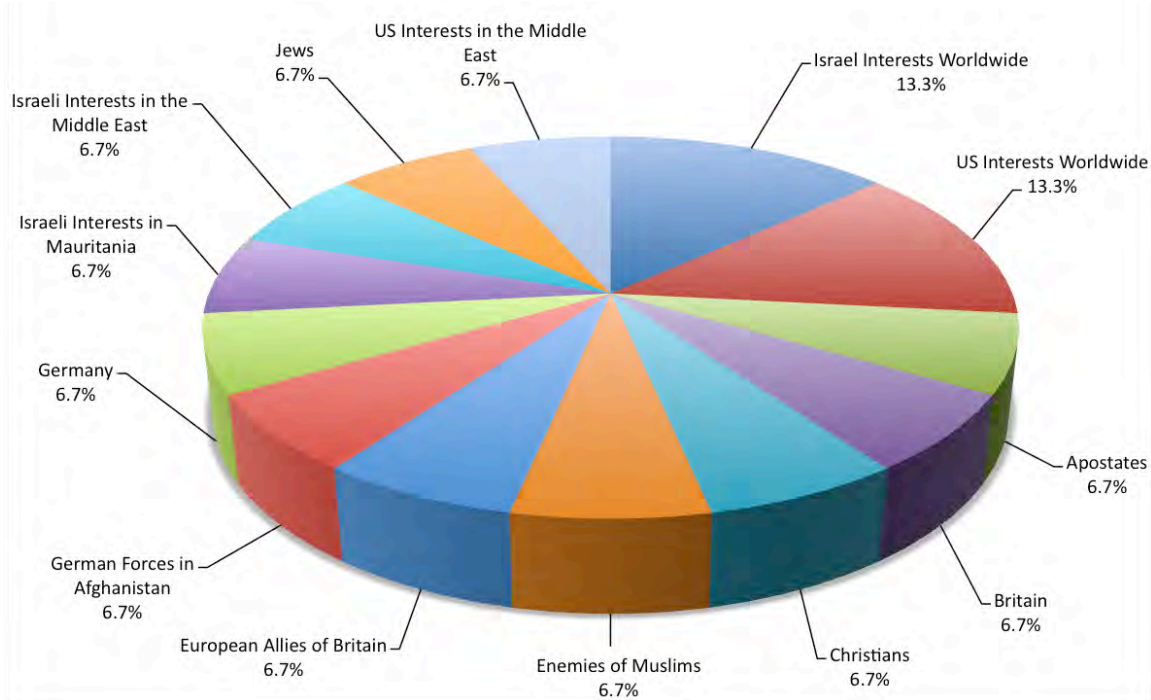
Page 10 of 13 – GRJS v1.0 – 30 Jan. 2009
Copyright © 2009 IntelCenter/Tempest Publishing, LLC
All Rights Reserved



IntelCenter

THREATS BY AL-QAEDA AND AFFILIATES - DETAILED ANALYSIS

Ten of the 23 total threatening statements were made by al-Qaeda or an al-Qaeda affiliate or regional arm. The two groups that take first place are Israeli and US interests worldwide, each with 13.3%. This is a marked numerical contrast from the most common target in the total detailed analysis, which comprises 26.5% of that analysis. Eleven other groups make up the rest of the targets, each with 6.7%.



Voice: (703) 370-2962 Fax: (703) 370-1571
Email: info@intelcenter.com Web: www.intelcenter.com
PO Box 22572, Alexandria, VA 22304-9257 USA

Page 11 of 13 – GRJS v1.0 – 30 Jan. 2009
Copyright © 2009 IntelCenter/Tempest Publishing, LLC
All Rights Reserved

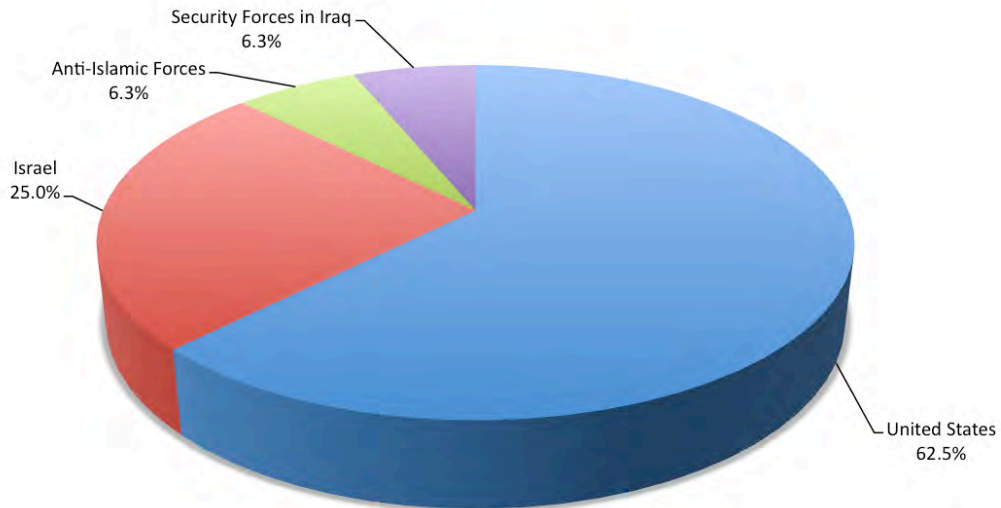


IntelCenter

THREATS BY IRAQI REBEL GROUPS - AGGREGATE ANALYSIS

Thirteen of the 23 total threatening statements were released by Iraqi groups. All but one of these statements threatens US forces operating within Iraq. The particular statement from this group that doesn't threaten security forces in Iraq is from the Islamic State of Iraq (ISI), a regional arm of al-Qaeda.

The US made up the majority of threatened groups at 62.5%. Israel is a distant second at 25.0%. The only other two groups, anti-Islamic forces and unspecified security forces in Iraq, tie for last place at 6.3%.



Voice: (703) 370-2962 Fax: (703) 370-1571
Email: info@intelcenter.com Web: www.intelcenter.com
PO Box 22572, Alexandria, VA 22304-9257 USA

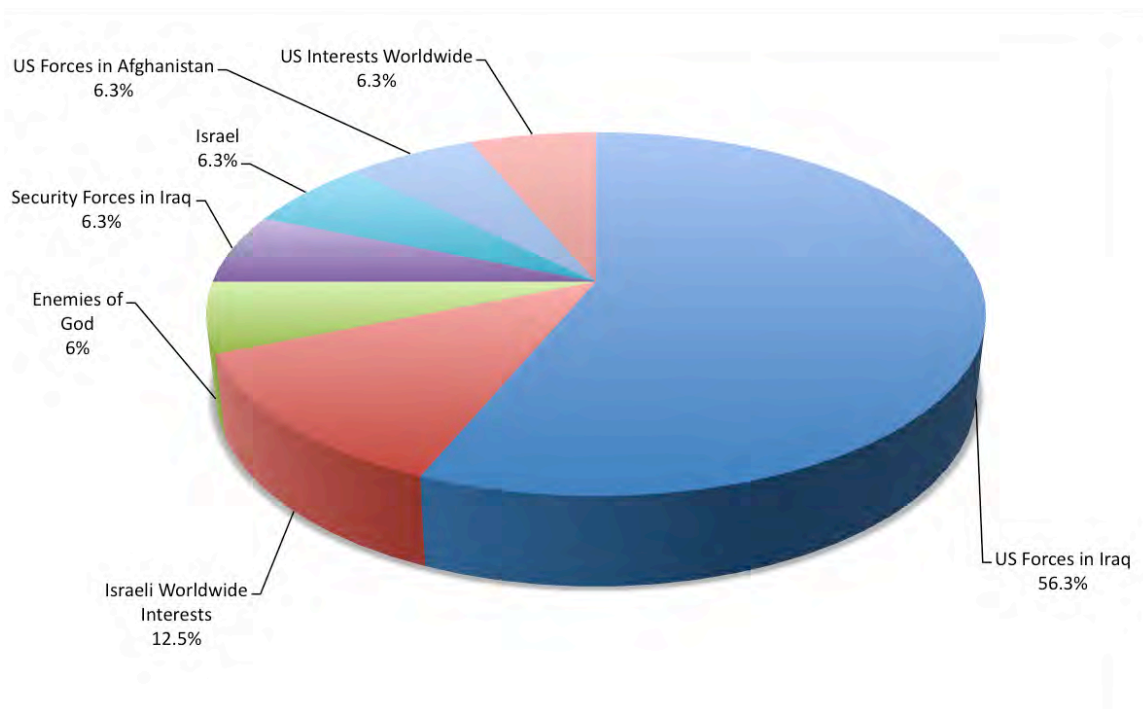
Page 12 of 13 – GRJS v1.0 – 30 Jan. 2009
Copyright © 2009 IntelCenter/Tempest Publishing, LLC
All Rights Reserved



IntelCenter

THREATS BY IRAQI REBEL GROUPS - DETAILED ANALYSIS

Thirteen of the 23 total threatening statements were released by Iraqi groups. A detailed breakout of Iraqi groups issuing threats related to the Gaza conflict shows US forces in Iraq comprises over half of the threats at 56.3%. Israeli interests worldwide follows at 12.5%. The remaining five categories each make up 6.3% of the total Iraqi group threats made and tie for last place.



Voice: (703) 370-2962 Fax: (703) 370-1571
Email: info@intelcenter.com Web: www.intelcenter.com
PO Box 22572, Alexandria, VA 22304-9257 USA

Page 13 of 13 – GRJS v1.0 – 30 Jan. 2009
Copyright © 2009 IntelCenter/Tempest Publishing, LLC
All Rights Reserved