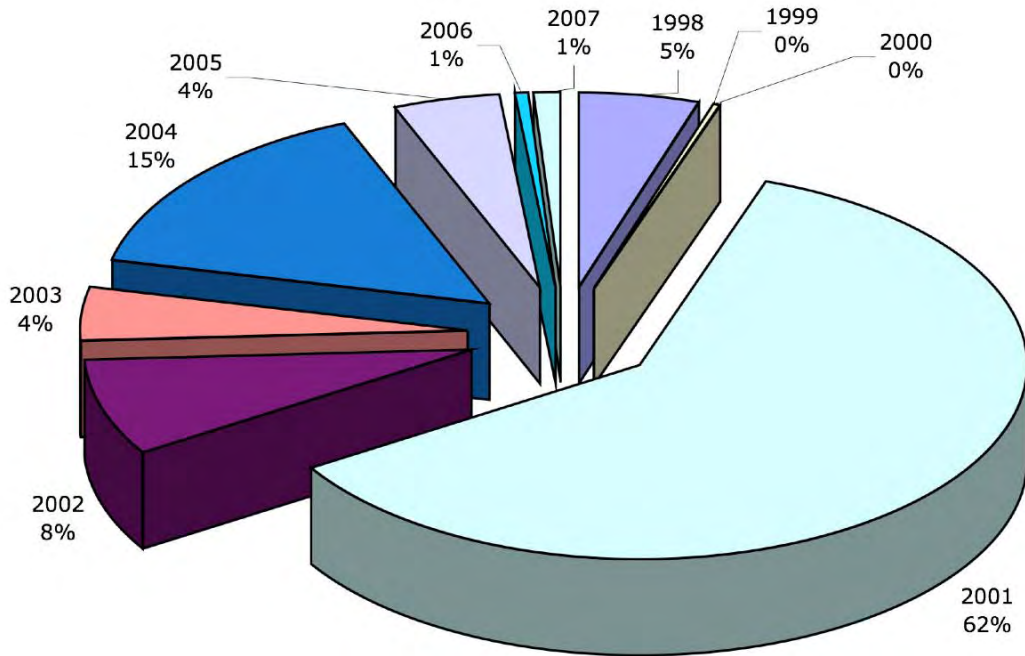


FOR PUBLIC RELEASE



IntelCenter



Jihadi Attack Kill Statistics (JAKS)

v1.8

17 August 2007

14:22:57 EDT / 18:22:57 GMT

FOR PUBLIC RELEASE

Voice: (703) 370-2962 Fax: (703) 370-1571
Email: info@intelcenter.com Web: www.intelcenter.com
PO Box 22572, Alexandria, VA 22304-9257 USA

Page 1 of 18 - v1.8 - 17 August 2007
Copyright © 2007 IntelCenter/Tempest Publishing, LLC
All Rights Reserved

FOR PUBLIC RELEASE



IntelCenter

TABLE OF CONTENTS

<i>EXECUTIVE SUMMARY</i> _____	3
<i>METHODOLOGY</i> _____	5
<i>ANALYSIS</i> _____	6
<i>AVERAGE KILLED PER ATTACK (YEARLY BREAKOUT)</i> _____	7
<i>TOP 10 MOST DEADLY ATTACKS</i> _____	8
<i>POINTS FOR CONSIDERATION</i> _____	8
<i>NUMBER OF PEOPLE KILLED PER YEAR – PERCENT (1998-2007*)</i> _____	10
<i>NUMBER OF PEOPLE KILLED PER YEAR – BAR GRAPH (1998-2007*)</i> _____	11
<i>KILLED PER ATTACK CHART - 2007</i> _____	12
<i>KILLED PER ATTACK CHART - 2006</i> _____	13
<i>KILLED PER ATTACK CHART - 2005</i> _____	14
<i>KILLED PER ATTACK CHART - 2004</i> _____	15
<i>KILLED PER ATTACK CHART – 2003</i> _____	16
<i>KILLED PER ATTACK CHART - 2002</i> _____	17
<i>KILLED PER ATTACK CHART – 1998-2001</i> _____	18

Voice: (703) 370-2962 Fax: (703) 370-1571
Email: info@intelcenter.com Web: www.intelcenter.com
PO Box 22572, Alexandria, VA 22304-9257 USA

Page 2 of 18 - v1.8 – 17 August 2007
Copyright © 2007 IntelCenter/Tempest Publishing, LLC
All Rights Reserved



IntelCenter

NOTE:

THIS IS A DYNAMIC WORKING DOCUMENT AND SUBJECT TO CHANGE.

Questions or comments can be directed to Ben Venzke at bvenzke@intelcenter.com or bvenzke@leo.gov. The latest release can be found at <http://www.intelcenter.com>.

EXECUTIVE SUMMARY

An examination of the 63 most significant attacks executed by core al-Qaeda, regional arms and affiliate groups excluding operations in insurgency theaters over the course of the past nearly 10 years shows a dramatic drop in the number of people killed annually and the lethality of individual attacks compared to prior years following 9-11. In 2006, the average killed per attack was six, making it the lowest in nearly 10 years. So far in 2007, the average is tied with 2006 at six.

Twice as many people were killed in attacks in 2007 so far, a total of 56, than in all of 2006, which totaled 28. A total of 33 people were killed in the Algerian Lakhdaria Army Barracks attack, resulting in the significant increase in 2007's numbers.

The highest was in 2004 when an average of 67 people were killed per attack. The 2004-2005 period accounted for 60% of the top 10 most deadly attacks, with three occurring each year.

The most deadly tactics during the period were piloted vehicular assaults (9-11), hostage takings and bombings, including vehicular and suicide.

The target classes that yielded the highest death toll were financial, government, educational, transportation and places of gathering, including theaters and hotels. Half of the 10 most deadly attacks during the past nearly 10 years targeted hotels and sites associated with nightlife.

Over the next several years terrorist attacks executed by al-Qaeda and its affiliates will most likely continue to carry death tolls ranging from 1-300 with the bulk of the attacks ranging between 5-60. While this is likely to be the general pattern, there will likely be

Voice: (703) 370-2962 Fax: (703) 370-1571
Email: info@intelcenter.com Web: www.intelcenter.com
PO Box 22572, Alexandria, VA 22304-9257 USA

Page 3 of 18 - v1.8 – 17 August 2007
Copyright © 2007 IntelCenter/Tempest Publishing, LLC
All Rights Reserved

FOR PUBLIC RELEASE



IntelCenter

statistical anomalies, such as 9-11, where certain attacks carry death tolls into the thousands or higher. The intent of al-Qaeda and its affiliates to seek continued mass casualty events is certain.

Ayman al-Zawahiri wrote in his book “Knights Under the Prophet’s Banner” in a section dealing with target selection of the importance of “The need to inflict the maximum casualties against the opponent, for this is the language understood by the West, no matter how much time and effort such operations take.”

Voice: (703) 370-2962 Fax: (703) 370-1571
Email: info@intelcenter.com Web: www.intelcenter.com
PO Box 22572, Alexandria, VA 22304-9257 USA

Page 4 of 18 - v1.8 – 17 August 2007
Copyright © 2007 IntelCenter/Tempest Publishing, LLC
All Rights Reserved

FOR PUBLIC RELEASE



IntelCenter

METHODOLOGY

This report focuses on 63 jihadi attacks executed by core al-Qaeda, its regional arms and affiliates. Attacks that occurred in Afghanistan, Iraq and other insurgency theaters were excluded. While attacks occurring in Chechnya were excluded, those conducted by Chechens in other parts of Russia were counted. Attacks occurring in Israel were excluded.

The objective behind the selection and manner in which the findings were put together was to provide a valid context for making assessments on the number killed in attacks conducted by al-Qaeda or its affiliates. An examination of how the number wounded per attack impacts these findings is beyond the immediate scope of this report but is something that will be included in future releases.

The death tolls for each attack in this report are believed to be accurate, however, reporting discrepancies and the difficulty of getting accurate numbers of people who have died days later while in hospitals sometimes results in variations. While these variations may exist, it is unlikely to be of any statistical significance for the purposes of this report. When suicide bomber's deaths were known to be included in death tolls, they were removed for the purposes of this report. For example, the 7 Jul. London bombings are frequently listed as having a death toll of 56, including the four suicide bombers. For our purposes we used 52, excluding the four suicide bombers.

Voice: (703) 370-2962 Fax: (703) 370-1571
Email: info@intelcenter.com Web: www.intelcenter.com
PO Box 22572, Alexandria, VA 22304-9257 USA

Page 5 of 18 - v1.8 – 17 August 2007
Copyright © 2007 IntelCenter/Tempest Publishing, LLC
All Rights Reserved



IntelCenter

ANALYSIS

An examination of the 63 most significant attacks executed by core al-Qaeda, regional arms and affiliate groups excluding operations in insurgency theaters over the course of the past nearly 10 years shows a dramatic drop in the number of people killed annually and the lethality of individual attacks compared to prior years following 9-11. In 2006, the average killed per attack was six, making it the lowest in nearly 10 years. So far in 2007, the average is tied with 2006 at six.

Twice as many people were killed in attacks in 2007 so far, a total of 56, than in all of 2006, which totaled 28. A total of 33 people were killed in the Algerian Lakhdaria Army Barracks attack, resulting in the significant increase in 2007's numbers.

The highest was in 2004 when an average of 67 people were killed per attack. The 2004-2005 period accounted for 60% of the top 10 most deadly attacks, with three occurring each year.

The total number killed for the 63 attacks examined is 4,881. If you remove the death toll from the 9-11 attack, this number drops to 1,933. Working with that number, the average death toll per jihadi attack over the nearly 10-year period is 31. If you remove the 12 kidnapping and shooting attacks where the death toll was never more than two, the average rises to 39.

The combined death toll for the 62 attacks counted from 1998 to 1 Jul. 2007, excluding 9-11, is 1,933. The death toll from 9-11 alone is 2,948.

Looking at the 50 attacks that were not kidnapping or shooting operations and excluding 9-11, only five attacks resulted in more than 100 deaths. Forty of the attacks killed fewer than 50 people.

The most deadly tactics during the period were piloted vehicular assaults (9-11), hostage takings and bombings, including vehicular and suicide.

Voice: (703) 370-2962 Fax: (703) 370-1571
Email: info@intelcenter.com Web: www.intelcenter.com
PO Box 22572, Alexandria, VA 22304-9257 USA

Page 6 of 18 - v1.8 – 17 August 2007
Copyright © 2007 IntelCenter/Tempest Publishing, LLC
All Rights Reserved



IntelCenter

The target classes that yielded the highest death toll were financial, government, educational, transportation and places of gathering, including theaters and hotels. Half of the 10 most deadly attacks during the past nearly 10 years targeted hotels and sites associated with nightlife.

Over the next several years terrorist attacks executed by al-Qaeda and its affiliates will most likely continue to carry death tolls ranging from 1-300 with the bulk of the attacks ranging between 5-60. While this is likely to be the general pattern, there will likely be statistical anomalies, such as 9-11, where certain attacks carry death tolls into the thousands or higher. The intent of al-Qaeda and its affiliates to seek continued mass casualty events is certain.

Ayman al-Zawahiri wrote in his book “Knights Under the Prophet’s Banner” in a section dealing with target selection of the importance of “The need to inflict the maximum casualties against the opponent, for this is the language understood by the West, no matter how much time and effort such operations take.”

AVERAGE KILLED PER ATTACK (YEARLY BREAKOUT)

The below breakout shows the average number killed per attack, excluding shootings and kidnappings where the death toll was two or less.

- 2002 - 63
- 2003 - 27
- 2004 - 67
- 2005 - 22
- 2006 - 6
- 2007 - 6*

Voice: (703) 370-2962 Fax: (703) 370-1571
Email: info@intelcenter.com Web: www.intelcenter.com
PO Box 22572, Alexandria, VA 22304-9257 USA

Page 7 of 18 - v1.8 – 17 August 2007
Copyright © 2007 IntelCenter/Tempest Publishing, LLC
All Rights Reserved



IntelCenter

TOP 10 MOST DEADLY ATTACKS

The below listing is of the top 10 most deadly attacks of the 58 considered for this report. The 2004-2005 period accounted for 60% of the top 10 most deadly attacks, with three occurring each year.

- 1 - 9-11 – 2001 – 2,948 killed – Piloted Vehicular Assault – Financial, Government, Transportation
- 2 - Beslan – 2004 – 330 killed – Hostage Taking - Educational
- 3 - East Africa – 1998 – 235 killed – Vehicular Bombings - Government
- 4 - Bali – 2002 – 202 killed – Vehicular Bombings – Places of Gathering
- 5 - Madrid – 2004 – 191 killed – Bombings – Transportation
- 6 - Moscow Theater – 2002 – 130 killed – Hostage Taking – Places of Gathering
- 7 - Sharm el-Sheikh – 2005 – 89 killed – Vehicular Bombings – Places of Gathering
- 8 - Double Russian Airliners – 2004 – 89 killed – Suicide Bombings - Transportation
- 9 – Amman Hotel Bombings – 2005 – 56 killed – Suicide Bombings – Places of Gathering
- 10 - London Underground 7 Jul. – 2005 – 52 killed – Bombings - Transportation

POINTS FOR CONSIDERATION

- Jihadi groups spend a significant amount of time examining lessons learned. Tactics that prove successful against certain target classes are likely to continue to be refined and used again. Likewise, targets that yield high casualty counts as well as other value such as symbolic, financial or visual impact will continue to remain high on the targeting lists.

- A strict examination of these numbers provides only an understanding of how many people were killed in each attack. It does not provide insight into how many people the planners intended to kill or how many might have been killed had certain variables been different. Additional data is needed to understand these important aspects. Any type of emergency planning needs to include not only the data presented here but also these other two areas.

Voice: (703) 370-2962 Fax: (703) 370-1571
Email: info@intelcenter.com Web: www.intelcenter.com
PO Box 22572, Alexandria, VA 22304-9257 USA

Page 8 of 18 - v1.8 – 17 August 2007
Copyright © 2007 IntelCenter/Tempest Publishing, LLC
All Rights Reserved



IntelCenter

- Over the next several years terrorist attacks executed by al-Qaeda and its affiliates will most likely continue to carry death tolls ranging from 1-300 with the bulk of the attacks ranging between 5-60. While this is likely to be the general pattern, there will likely be statistical anomalies, such as 9-11, where certain attacks carry death tolls into the thousands or higher. The intent of al-Qaeda and its affiliates to seek continued mass casualty events is certain. The only limiting factors are the groups' capabilities as there is no shortage of viable targets. Ayman al-Zawahiri wrote in his book "Knights Under the Prophet's Banner" in a section dealing with target selection of the importance of "The need to inflict the maximum casualties against the opponent, for this is the language understood by the West, no matter how much time and effort such operations take."

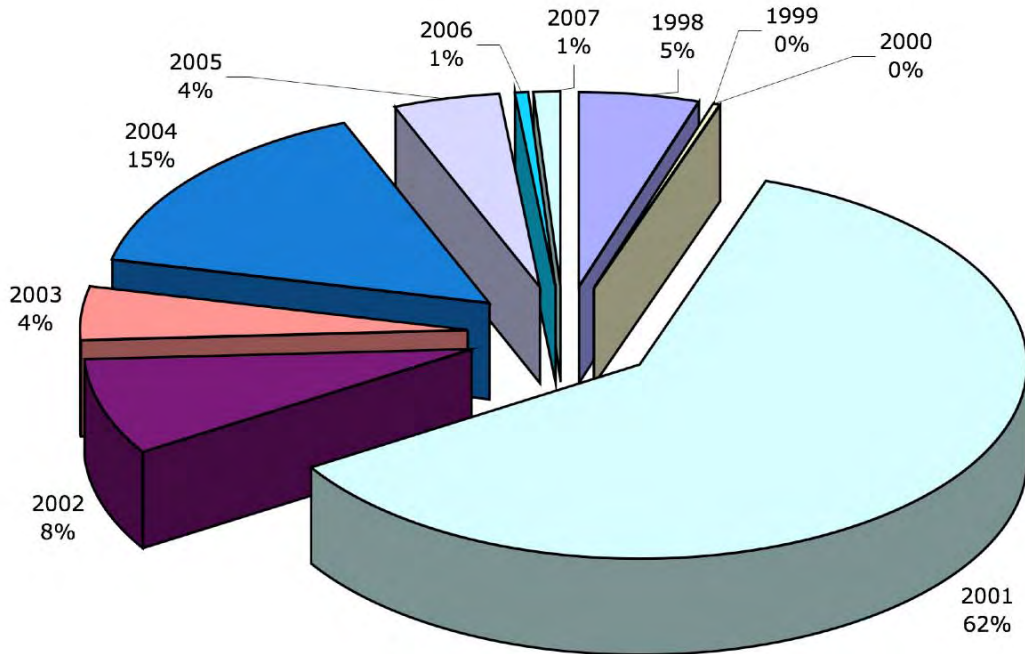
Voice: (703) 370-2962 Fax: (703) 370-1571
Email: info@intelcenter.com Web: www.intelcenter.com
PO Box 22572, Alexandria, VA 22304-9257 USA

Page 9 of 18 - v1.8 – 17 August 2007
Copyright © 2007 IntelCenter/Tempest Publishing, LLC
All Rights Reserved



IntelCenter

NUMBER OF PEOPLE KILLED PER YEAR – PERCENT (1998-2007*)



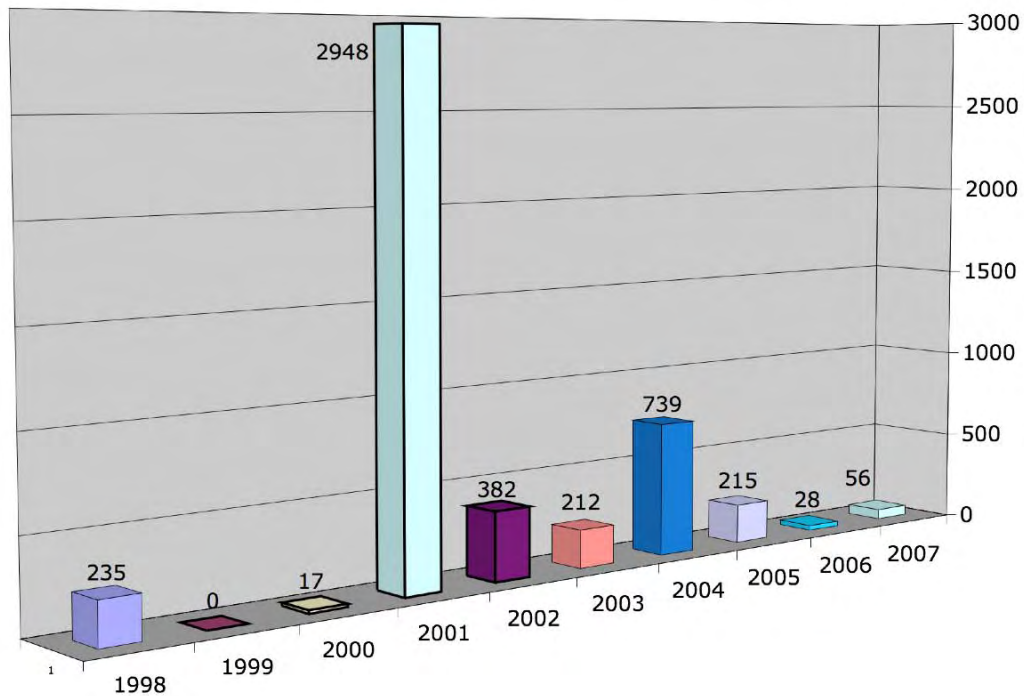
Voice: (703) 370-2962 Fax: (703) 370-1571
Email: info@intelcenter.com Web: www.intelcenter.com
PO Box 22572, Alexandria, VA 22304-9257 USA

Page 10 of 18 - v1.8 – 17 August 2007
Copyright © 2007 IntelCenter/Tempest Publishing, LLC
All Rights Reserved



IntelCenter

NUMBER OF PEOPLE KILLED PER YEAR – BAR GRAPH (1998-2007*)



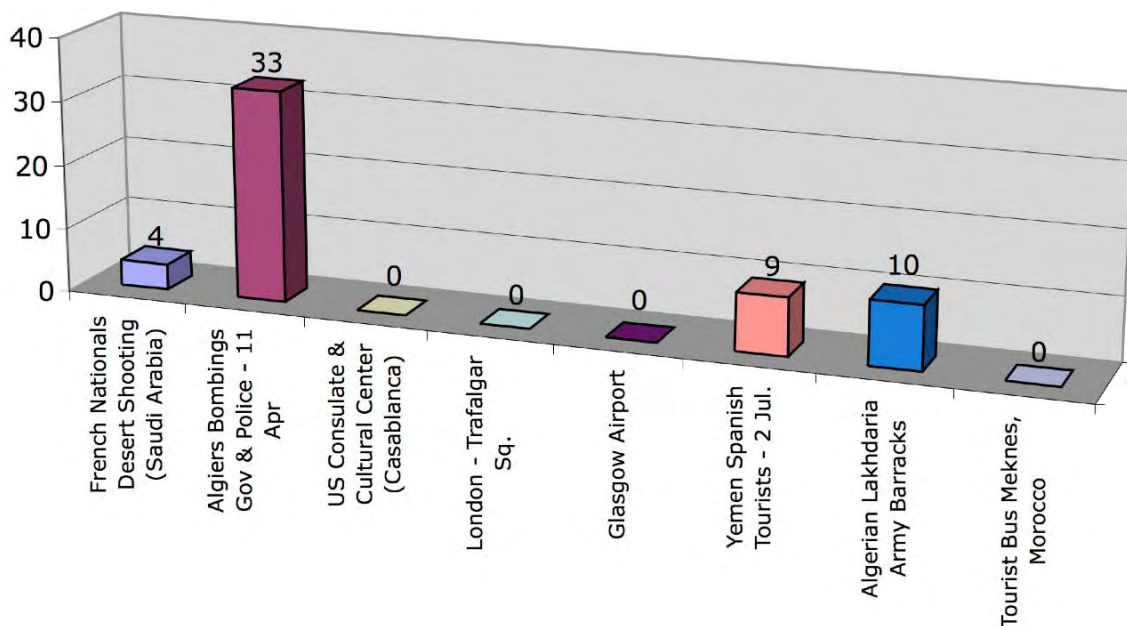
Voice: (703) 370-2962 Fax: (703) 370-1571
Email: info@intelcenter.com Web: www.intelcenter.com
PO Box 22572, Alexandria, VA 22304-9257 USA

Page 11 of 18 - v1.8 – 17 August 2007
Copyright © 2007 IntelCenter/Tempest Publishing, LLC
All Rights Reserved



IntelCenter

KILLED PER ATTACK CHART - 2007



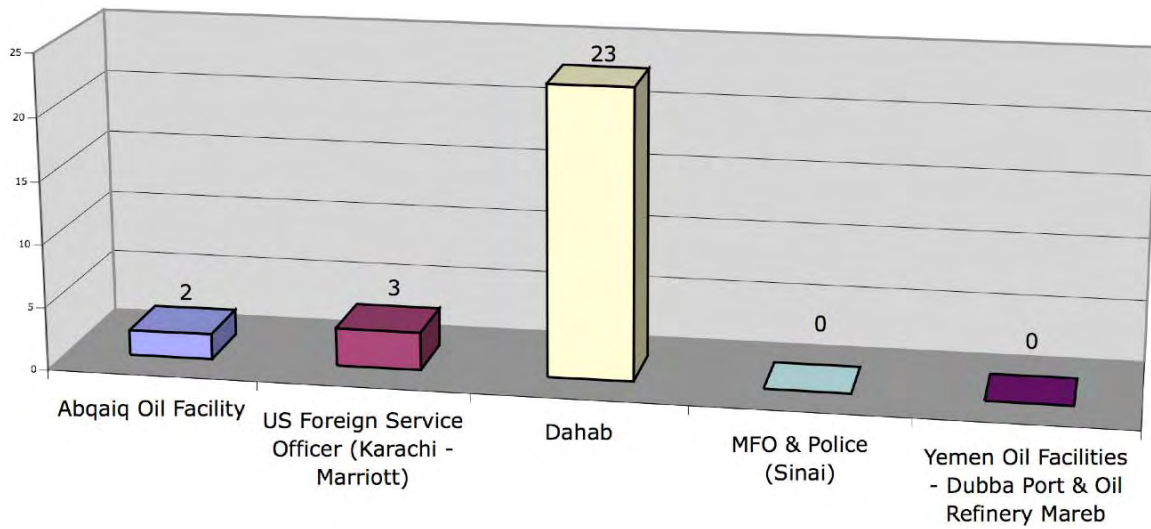
Voice: (703) 370-2962 Fax: (703) 370-1571
Email: info@intelcenter.com Web: www.intelcenter.com
PO Box 22572, Alexandria, VA 22304-9257 USA

Page 12 of 18 - v1.8 - 17 August 2007
Copyright © 2007 IntelCenter/Tempest Publishing, LLC
All Rights Reserved



IntelCenter

KILLED PER ATTACK CHART - 2006



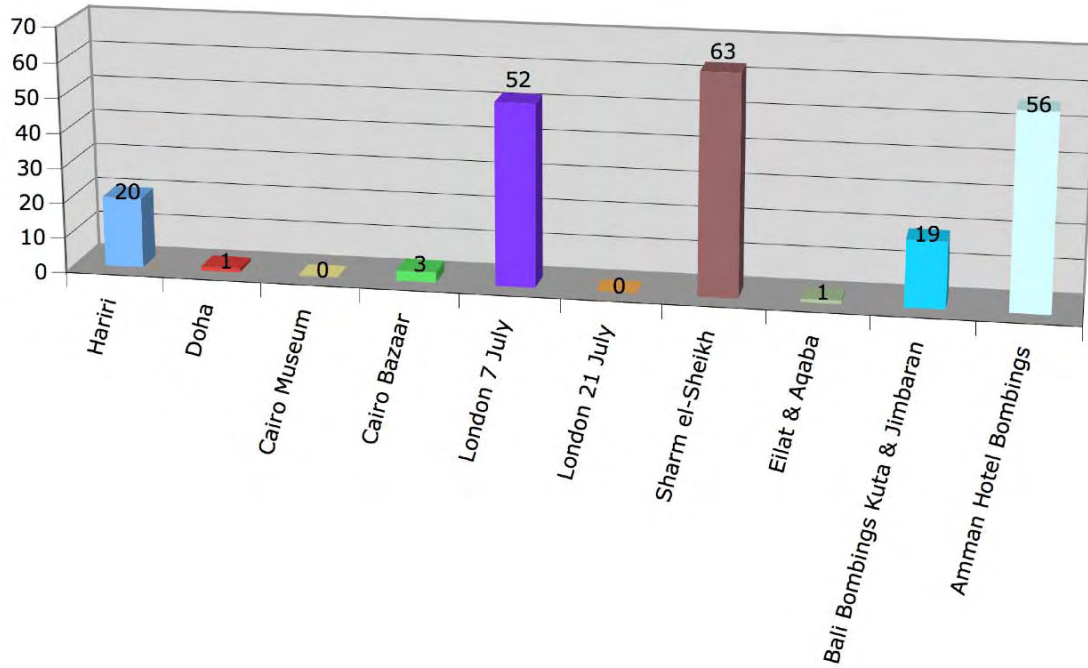
Voice: (703) 370-2962 Fax: (703) 370-1571
Email: info@intelcenter.com Web: www.intelcenter.com
PO Box 22572, Alexandria, VA 22304-9257 USA

Page 13 of 18 - v1.8 - 17 August 2007
Copyright © 2007 IntelCenter/Tempest Publishing, LLC
All Rights Reserved



IntelCenter

KILLED PER ATTACK CHART - 2005



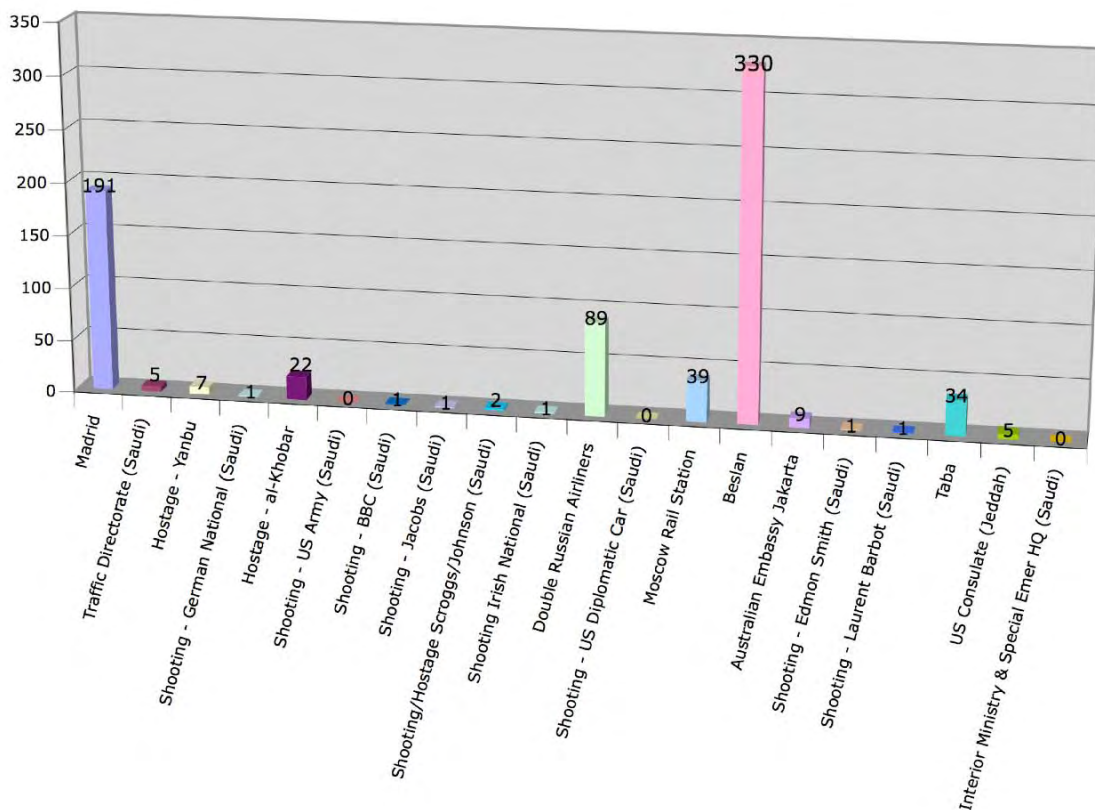
Voice: (703) 370-2962 Fax: (703) 370-1571
Email: info@intelcenter.com Web: www.intelcenter.com
PO Box 22572, Alexandria, VA 22304-9257 USA

Page 14 of 18 - v1.8 – 17 August 2007
Copyright © 2007 IntelCenter/Tempest Publishing, LLC
All Rights Reserved



IntelCenter

KILLED PER ATTACK CHART - 2004



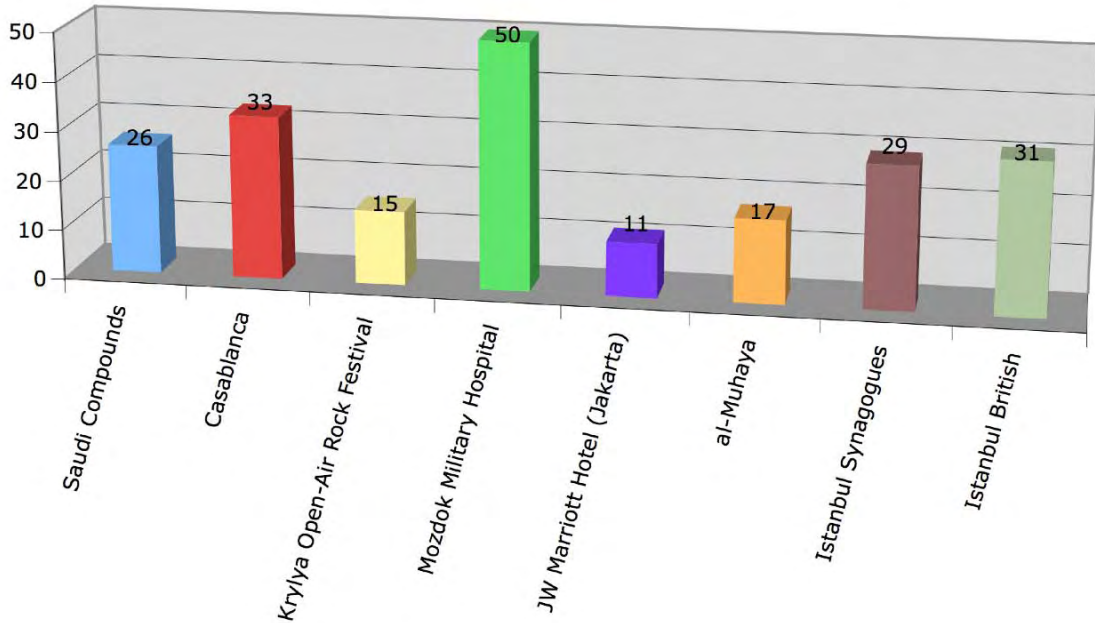
Voice: (703) 370-2962 Fax: (703) 370-1571
Email: info@intelcenter.com Web: www.intelcenter.com
PO Box 22572, Alexandria, VA 22304-9257 USA

Page 15 of 18 - v1.8 - 17 August 2007
Copyright © 2007 IntelCenter/Tempest Publishing, LLC
All Rights Reserved



IntelCenter

KILLED PER ATTACK CHART – 2003



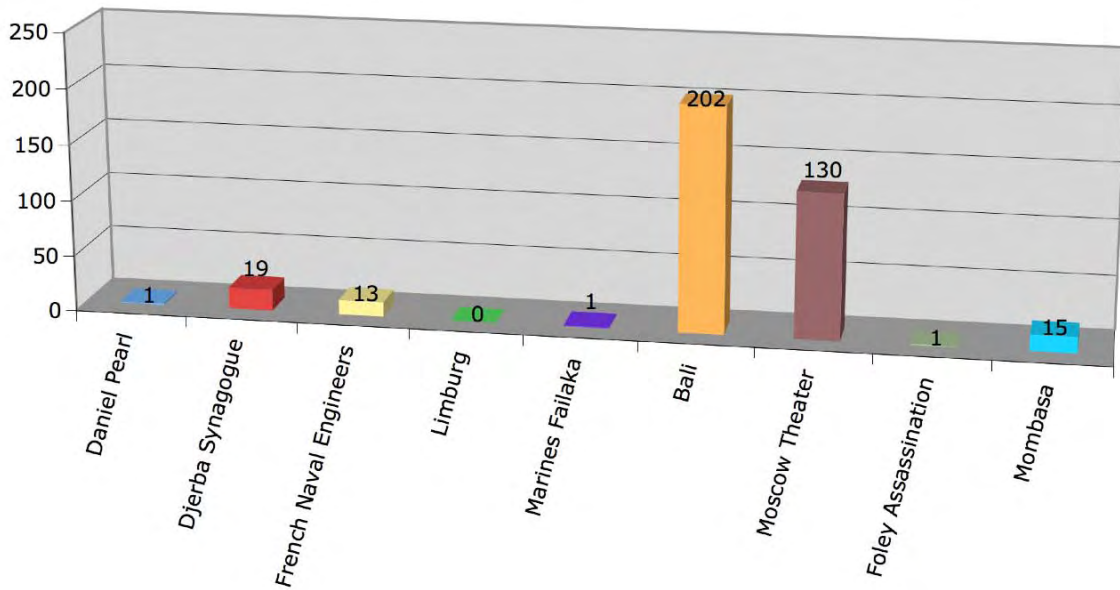
Voice: (703) 370-2962 Fax: (703) 370-1571
Email: info@intelcenter.com Web: www.intelcenter.com
PO Box 22572, Alexandria, VA 22304-9257 USA

Page 16 of 18 - v1.8 – 17 August 2007
Copyright © 2007 IntelCenter/Tempest Publishing, LLC
All Rights Reserved



IntelCenter

KILLED PER ATTACK CHART - 2002



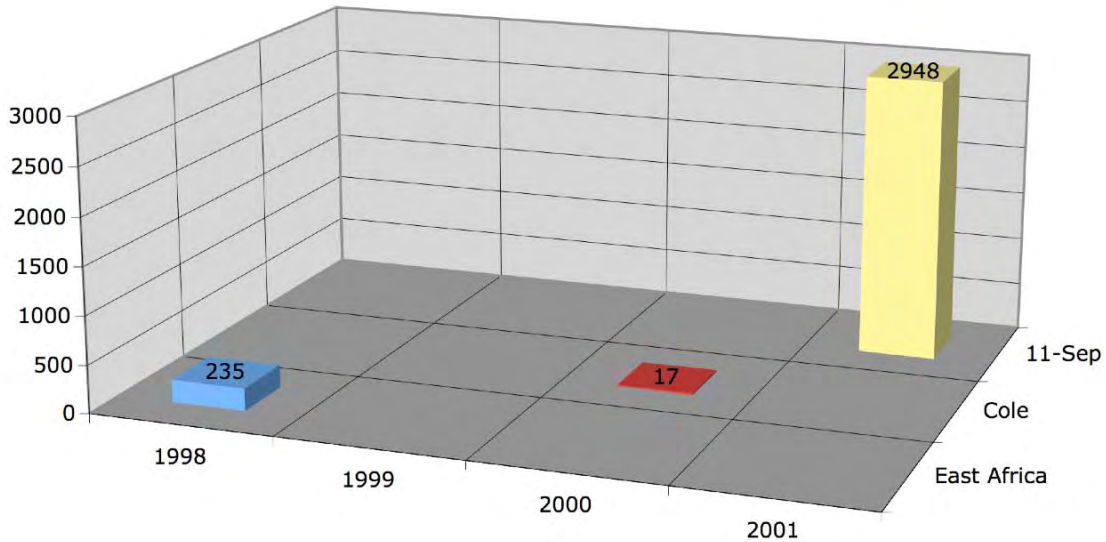
Voice: (703) 370-2962 Fax: (703) 370-1571
Email: info@intelcenter.com Web: www.intelcenter.com
PO Box 22572, Alexandria, VA 22304-9257 USA

Page 17 of 18 - v1.8 - 17 August 2007
Copyright © 2007 IntelCenter/Tempest Publishing, LLC
All Rights Reserved



IntelCenter

KILLED PER ATTACK CHART – 1998-2001



Copyright 2007 IntelCenter/Tempest Publishing, LLC, All Rights Reserved – Permission to redistribute this report in its complete form, including this notice, with proper attribution to IntelCenter (<http://www.intelcenter.com>) may be obtained by emailing info@intelcenter.com. Permission must be obtained in writing before redistributing the entire report or any portion of it.

Voice: (703) 370-2962 Fax: (703) 370-1571
Email: info@intelcenter.com Web: www.intelcenter.com
PO Box 22572, Alexandria, VA 22304-9257 USA

Page 18 of 18 - v1.8 – 17 August 2007
Copyright © 2007 IntelCenter/Tempest Publishing, LLC
All Rights Reserved